





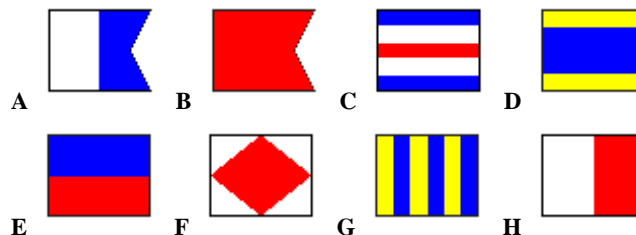
2008 "Go For The Gold" Regatta

Starting Sequence

The RC board shows only the currently starting Fleet's Course letter (A, B, C, D; and twice around courses AA, BB, CC, DD) and first windard mark number (1-8).
If you don't see your Fleet flag raised, leave the start area.

Time until Start	Flag(s)	Horn	Description
-5	Fleet flag UP 	One short sound	Warning signal for Fleet (This example is using Fleet A's code flag "A")
-4	Fleet flag stays UP,  "I" goes UP 	One short sound	Preparatory "I" flag goes up signaling "around the ends rule" will be in effect
-1	Fleet flag stays UP,  "I" comes DOWN	One LONG sound	"I" flag comes down, signaling beginning of "stay behind start line area" during the final minute before start
0	Fleet flag comes DOWN	One short sound	Fleet (A) STARTS!
<p>There is one minute between the Start of a prior Fleet and the Warning of the next Fleet. This allows resetting the line, changing courses and first marks for the next fleet, etc. The next Fleet may also be postponed with the AP flag if more time is needed by the RC. If AP is used, the AP flag is dropped one minute before the next Warning flag is raised.</p>			

Fleet Flags



Important note: Each Fleet flag will be flying the entire pre-start time for that Fleet.
The Fleet flag and Course Letter/First Mark Number goes up by the Warning (-5 mins), stays up through the Preparatory up (-4) and down (-1) and only comes down AT THE START (0);

There will usually be ONE MINUTE between a prior Fleet's Start and the next Fleet's Warning.
This "gap" may be longer if the line needs resetting or there are many stragglers in the prior start.

Other Flags on RC Boat



Answering Pendant Postponement: 2 sounds up, 1 down



Individual Recall (X) Individual boat OCS (over early);
hailing is a courtesy, not required



General Recall Entire Fleet re-starts, three sounds



Mandatory Lifejackets (Y) Lifejackets worn while racing



Go to Finish from here (F) Round this mark and go directly to finish line to finish



Shortened Course (S) Finish between closest mark and this flag (new finish line)