

GCYC 2008 Olympic Circle Courses

The **NUMBER (1-8)** indicates the first (windward) mark. The **LETTER (A-D)** indicates the course type. In the examples below, mark 1 is the windward mark (double letters means two times around). Line always restricted!

A: windward, leeward (1A=start, 1, 5, finish)

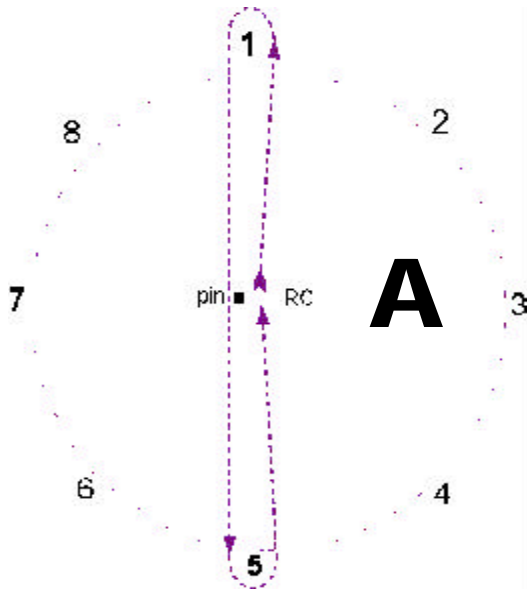
B: windward, gybe, leeward (1B=start, 1, 7, 5, finish)

C: windward, gybe, leeward, windward, leeward (1C=start, 1, 7, 5, 1, 5, finish)

D: windward, gybe, leeward, windward, gybe, leeward, windward, leeward (1D=start, 1, 7, 5, 1, 7, 5, 1, 5, finish)

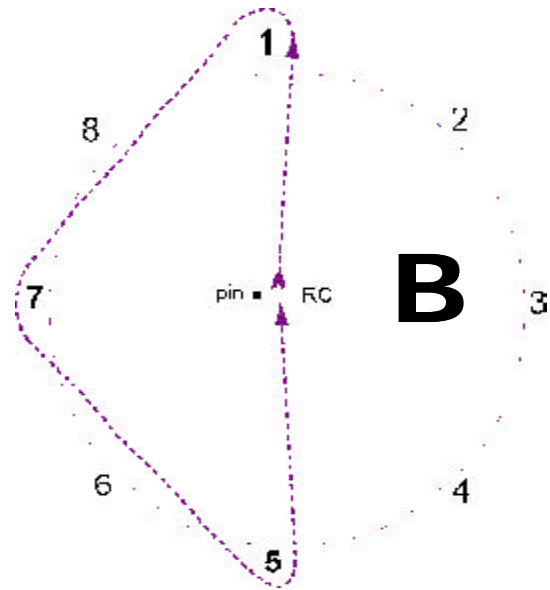
Course 1-A (2.0 miles)

Start, 1, 5, Finish



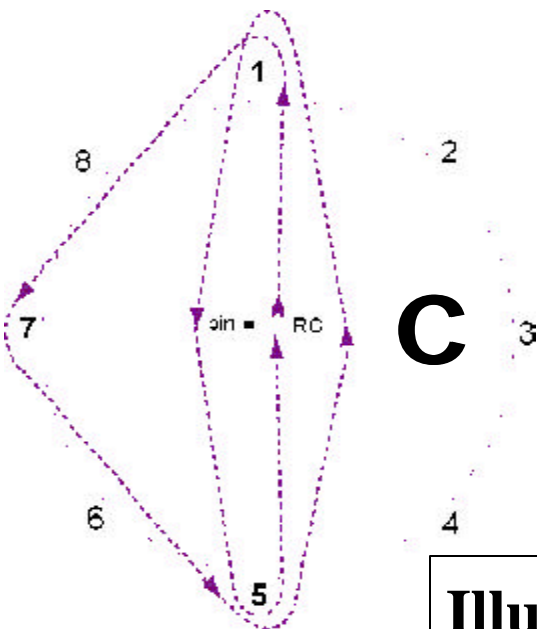
Course 1-B (2.4 miles)

Start, 1, 7, 5, Finish



Course 1-C (4.4 miles)

Start, 1, 7, 5, 1, 5, Finish



Course 1-D (6.8 miles)

Start, 1, 7, 5, 1, 7, 5, 1, 5, Finish

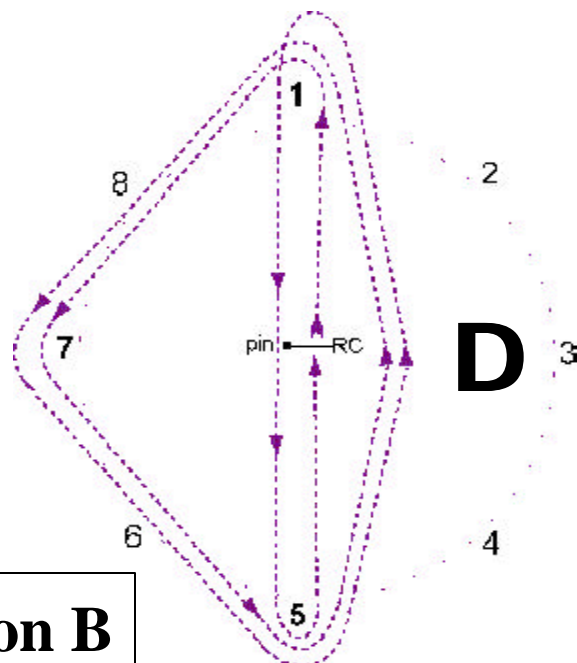


Illustration B